

Aims and final products of the RReuse project



Turin, 23rd September 2005

Giovanna Cossu

www.must.it

For when you must learn...

The first steps



Brussels, September 2003



We discussed:

- The online questionnaire with the aim of identifying the training needs of the companies involved in the Rreuse project
- Why the e-learning solution instead of a traditional teaching method

For when you must learn...



Advantages of e-learning...

... to the Trainer or Organization

Consistent delivery of contents

Easy to update contents

Reduced learning times compared to traditional training method

More learners less costs

Ideal for situations where people are in various locations, a large amount of people need to be trained on consistent information in a short time frame, or for ongoing (orientation) processes.

... to the Learner

Available anywhere – anytime

Choose just the contents you're interested in

Self-pacing, thus comfortable for both slow and quick learners

Evaluate how much you learnt

... and we decided to follow the e-learning way

For when you must learn...

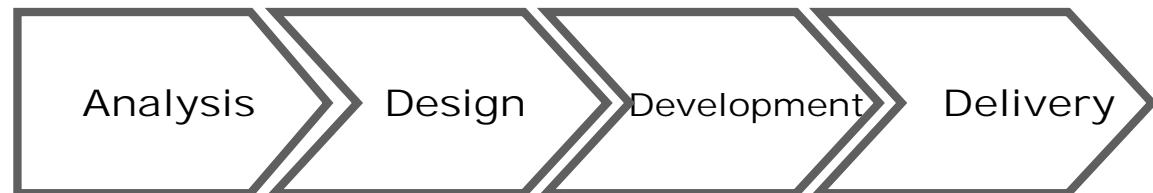
The first steps

The Hague, 6th November 2003




We discussed:

- what an e-learning course is
- the process and methodology to build an e-learning course



- the PowerPoint storyboard and a template to write it

For when you must learn...



The e-learning course structure

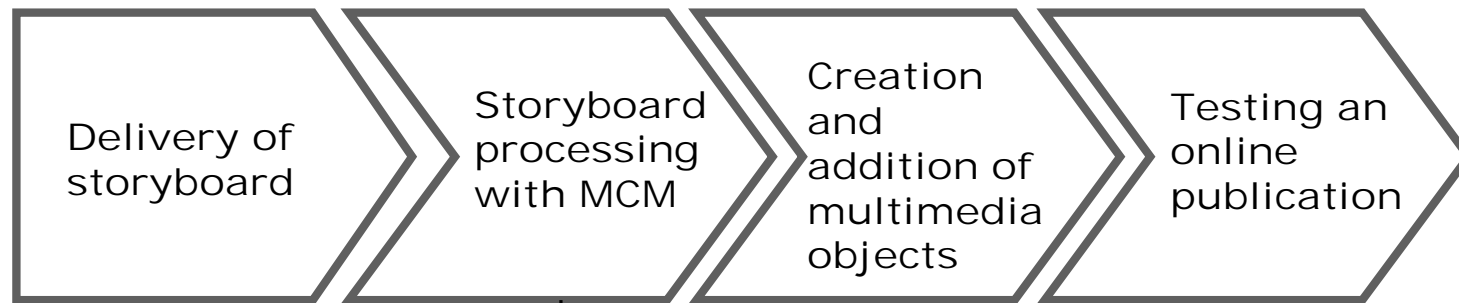
By the general design of the Rreuse e-learning project we arranged a common modular structure for the three courses: WEEE, Textile and Social Aspects. A template was provided to help authors respect the structure.

Module level

Overview	<i>A welcome page introducing contents and general objectives.</i>
Unit 1	
Learning objectives	<i>What the learner is asked to learn</i>
Page 1	<i>Content pages, each containing text and, in case, a multimedia object (images, links, pop-ups) to increase content retention.</i>
Page 2	
Page 3	
Summary	<i>Useful to revise the most important topics.</i>
Self-assessment tests	<i>Check the level of knowledge acquired.</i>
Unit 2	
Unit ...	

For when you must learn...

The working process for the modules in English



mustcoursemaker is an authoring tool for creating structured open and distance learning courses

For when you must learn...

From storyboard to web course

Textile Module 3 - Microsoft Internet Explorer

File Modifica Visualizza Preferiti Strumenti ?

Indirizzo G:\RR04\Lavoro\corsi\Textile_Module_3\risultato complessivo\main.htm

reuse

Sorting centre based on human labour

Module 3 -Textile sorting centre

- Learning Units
 - Unit 1 - Different types of sorting centre
 - Learning objectives
 - Sorting centre
 - Sorting centre based on human labour
 - Sorting centre based on technology
 - The organisation of the working area
 - Temporary storage area
 - Selection and work area
 - Selection and work area: pre-selection
 - Selection and work area:


There are pros and cons to a sorting centre based on human labour:

PRO

- Low investment for the SE.
- Employment of disadvantaged people.

CON

- Low-medium productivity.
- Need to stock part of the materials.



Microsoft PowerPoint - [Module_3_(ENG)]

File Modifica Visualizza Inserisci Formato Strumenti Presentazione Finestra ?

Digitare una domanda.

Times New Roman 24 G C S A A

Struttura Nuova diapositiva

Sorting centre based on human labour


There are pros and cons to a sorting centre based on human labour:

PRO

- Low investment for the SE
- Employment of disadvantaged people

CON


- Low-medium productivity
- Need to stock part of the materials



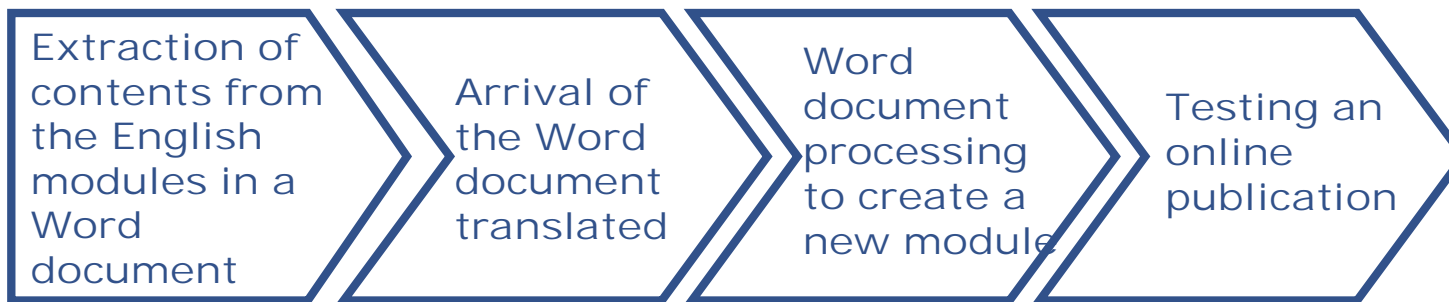
Fare clic per inserire le note

Disegno Forme

For when you must learn...

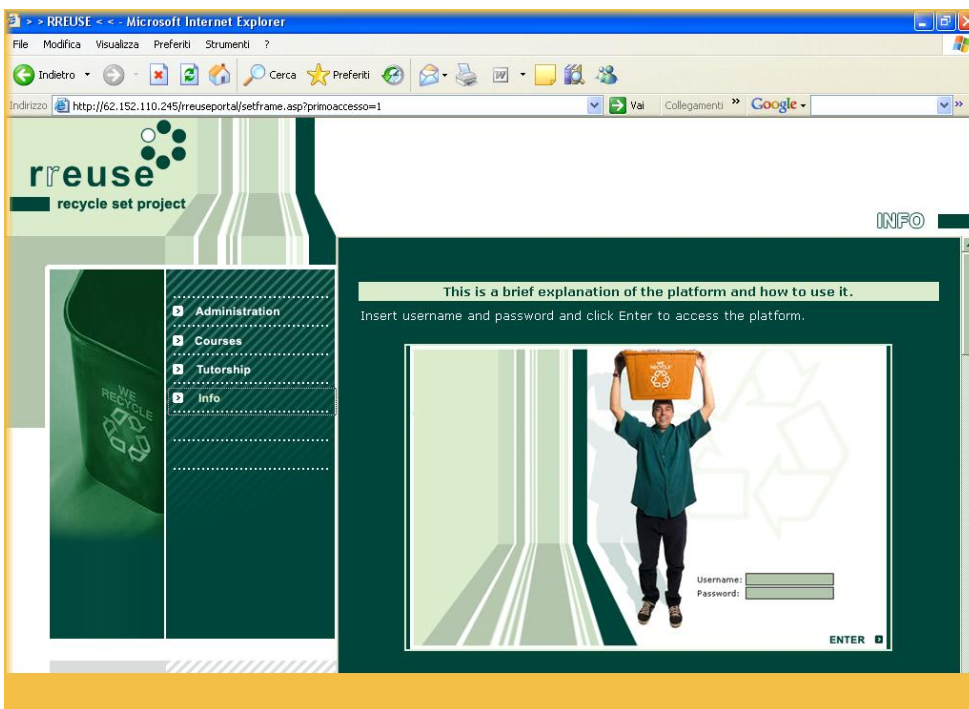


The working process for the translated modules



For when you must learn...

The web site



Alongside the development of modules a specific web site was created to publish the modules and enable users' management.

RReuse web site contains the following functions:

Administration: user, course detail and report management.

Courses: training on offer

Tutorship: contact with the tutor

Info: general information on the use of the learning environment

For when you must learn...

Some data

At the beginning of the project we expected to develop:

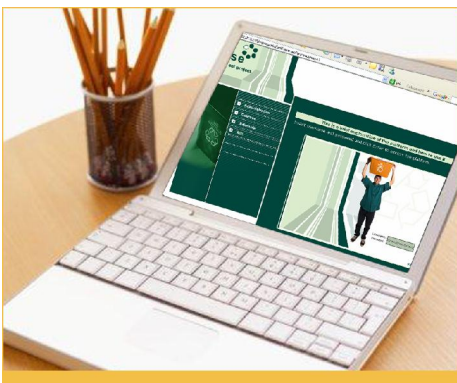
**900 web pages
for the three
courses**



**equalling 10 distance
training hours each**



**where one course is
equivalent to around 20
hours in class**



For when you must learn...

Some data

The final project outputs are:



1144 web pages → equalling 38 distance training hours



1144 web pages → equalling 38 distance training hours



882 web pages → equalling 29 distance training hours



725 web pages → equalling 24 distance training hours





1144 web pages → equalling 38 distance training hours




1144 web pages → equalling 38 distance training hours

In total: 6184 web pages equalling 205 distance training hours

For when you must learn...



Thank you for your attention



Giovanna Cossu
cossu@must.it

For when you must learn...